











BRAGG  
Mobile Equipment  
Tent Information  
Book

Updated: April 15, 2015

# Tents – Helpful Hints

-  Take care of your tents. Teach your girls tent care, and supervise them. BRAGG has invested in some quality tents to increase your enjoyment of the outdoors, but you have a responsibility too! Treat them like they are your own.
-  Tents with a fly that cover the whole tent (all sides all the way to the ground) will provide better rain protection than those with partial flies.
-  Do not place plastic ground sheets under the tents. Plastic prevents the tent floor from breathing. Condensation builds up and will wet your tent from inside. Plastic sheets also allow rain water to funnel under the tent creating a pool of water.
-  The Halo 6P, Limelight 3P, and Limelight 4P tents come with a foot print. Use this foot print under the tent for added protection from sharp items. You should still exercise care when choosing where to set up your tent.
-  When a tent says it fits 6 people, it will fit 6 ground pads / foams / thermarests, side by side, shoulder to shoulder. If you find the space tight, alternate which direction each person sleeps, and you will have more room! (See the picture that accompanies some of the tent descriptions)
-  Store duffle bags and gear outside in a vestibule. Direct half the girls use the front vestibule and half the girls to use the back one.
-  Report any problems immediately. Do not “hide” your concerns. No one likes to rent a tent and find out there is a problem with it when they set it up on Friday night!
-  After camp, always, even if you think the tent is dry, unpack it at home. Let it dry another day or two in your basement or in a spare room. Drape it over things, and turn it once in a while. Do not use a garage for drying as they are often damp and smelly. Shake the dirt and grass out. Check the zippers, fabric, and poles. Empty the pockets inside the tent. Girls often pack in haste and might not tell if you something was wrong with it! Contact the Guide Office if you need to use their space to dry your tents.
-  If you need information on how to put up and care for the tents, contact the Guide Office and/or the Mobile Equipment Committee. They will be happy to help you learn and find resources. They will even come to one of your meetings and teach you and your girls!!
-  Remember – these tents are yours. They are a privilege to have. Treat them as such.

# Large Group Tents

Tent # H1, H2, H3, H4, H5, H6, H7, H8

- 8 tents total

- April 15 – H4 is out for repair

Rental Fee \$15
--------------------

**Tent Name:** Marmot Halo 6  
**Sleeps:** 4 with gear in the tent, or 6 with gear in the vestibule  
**Description:** Orange fly, orange tent body  
 Two doors  
 Two vestibules (total size 32 sq ft)  
 Fly reaches to ground level  
 Requires 14-20 pegs

**Dimensions:** 206 x 305 x 305 cm (floor area 100 sq ft)

**Weight:** 19 lb 7 oz

**Foot Print:** A foot print has been provided. It fits under the tent to protect the floor.

**NOTE:** This is a brand new \$700 tent! Please take care.

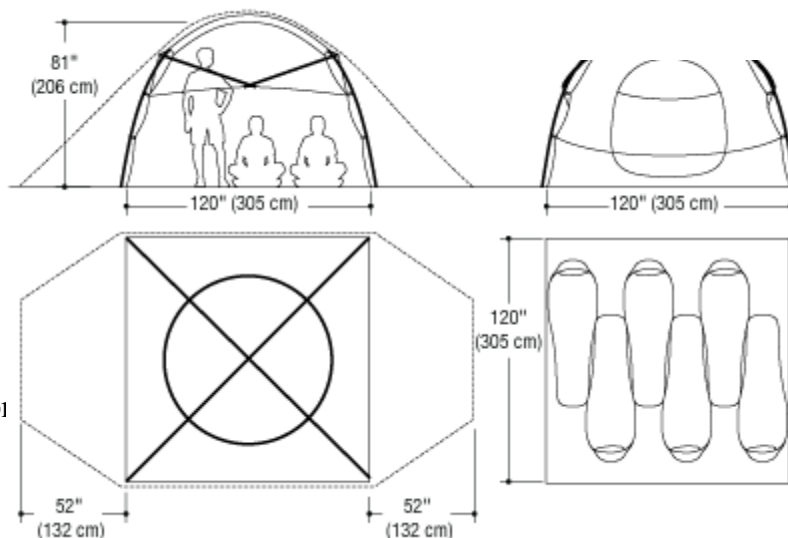
Yes the poles are bent – they are supposed to be bent! Don't worry about this!

**Video:** Watch these videos about the tent and how to set it up

[http://www.youtube.com/watch?v=67s\\_NIU2DPA](http://www.youtube.com/watch?v=67s_NIU2DPA)

<http://www.youtube.com/watch?v=tU1ftpLm6RA>

LARGE GROUP TENTS



Updated: April

**Tent # 20**

Rental Fee \$15
--------------------

**Tent Name:** The North Face: Meadowland 6  
**Sleeps:** 4 with gear in the tent, or 6 with gear in the vestibule  
**Description:** Grey fly, grey/sienna orange tent body  
Two doors  
Two vestibules  
Fly reaches to ground level  
Requires 14-18 pegs

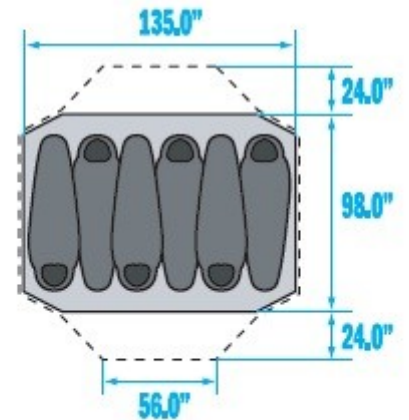
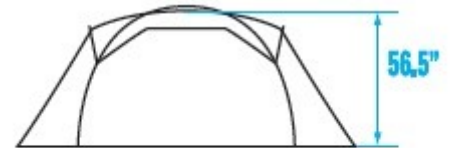
**Dimensions:** 130" x 98" (floor area 89 sq ft)

**Weight:** 13 lb 7 oz

**NOTE:** This is a brand new \$600 tent! Please take care.  
The tent height is only 4.7 feet tall, so an adult cannot stand upright in it.  
Yes the poles are bent – they are supposed to be bent! Don't worry about this!

**Video:** Watch these videos about the tent and how to set it up  
<http://www.youtube.com/watch?v=4Aerni0vdm8>

LARGE GROUP TENTS



**Tent # 7**

**Tent Name:** Eureka Timberline 4  
**Sleeps:** 3-4 people with gear  
**Description:** Green and white tent with green fly  
Two doors  
Fly does not cover the front door  
Two vestibules attached to the doors as a separate piece  
Requires 8-12 pegs  
**Dimensions:** 7'2" X 8'9" floor, Height 4'10"  
**Weight:** Unknown  
**NOTE:**

Rental Fee \$15
--------------------

LARGE GROUP TENTS



**Tent # 2L**

**Tent Name:** Eureka Base Camp  
**Sleeps:** 4-5 people with gear  
**Description:** Blue and white tent with blue fly  
Two doors  
Fly does not cover the front door  
One vestibule attaches to the back door as a separate piece  
Requires 10-16 pegs  
**Dimensions:** 9'3 X 7'6 Floor Size, 6'5" Height  
**Weight:** Unknown  
**NOTE:** Small tear in fabric near door

Rental Fee  
\$15

**Tent # 3L**

**Tent Name:** Eureka Base Camp  
**Sleeps:** 4-5 people with gear  
**Description:** Blue and white tent with green fly  
Two doors  
Fly does not cover the front door  
One vestibule attaches to the back door as a separate piece  
Requires 10-16 pegs  
**Dimensions:** 9'3 X 7'6 Floor Size, 6'5" Height  
**Weight:** Unknown  
**NOTE:** Small tear in fabric near door

Rental Fee  
\$15



**Tent # 7L**      **REPAIRS PENDING**

Rental Fee \$15
--------------------

**Tent Name:** Eureka Timberline 6 Outfitter  
**Sleeps:** 5-6 people with gear  
**Description:** Brown and white tent with green fly  
 Two doors  
 Fly does not cover the front door  
 One vestibule attaches to the back door as a separate piece  
 Requires 10-20 pegs  
**Dimensions:** 10'3" L x 8'6" W Floor size, 6'3" Height  
**Weight:** 18 lbs 38 oz  
**NOTE:** Small tear in the fly near the zipper, but this will not affect performance  
 ? pole broken

**Tent # 8L**

Rental Fee \$15
--------------------

**Tent Name:** Eureka Timberline 6 Outfitter  
**Sleeps:** 5-6 people with gear  
**Description:** Brown and white tent with green fly  
 Two doors  
 Fly does not cover the front door  
 One vestibule attaches to the back door as a separate piece  
 Requires 10-20 pegs  
**Dimensions:** 10'3" L x 8'6" W Floor size, 6'3" Height  
**Weight:** 18 lbs 38 oz  
**NOTE:** The pole bag needs repair. Poles are slightly bent, but the tent will still go up.  
 ?bent hook on fly

**Tent # 9L**

Rental Fee \$15
--------------------

**Tent Name:** Eureka Timberline 6 Outfitter  
**Sleeps:** 5-6 people with gear  
**Description:** Brown and white tent with green fly  
 Two doors  
 Fly does not cover the front door  
 One vestibule attaches to the back door as a separate piece  
 Requires 10-20 pegs  
**Dimensions:** 10'3" L x 8'6" W Floor size, 6'3" Height  
**Weight:** 18 lbs 38 oz  
**NOTE:** Small 1" rip on the floor that will not affect performance.



# Small Tent Camping

The tents listed in this section are suitable for spring, summer, fall, and winter camping for small groups of 2-3 campers.

**Tent #** 1M 4M 5M 6M 7M 9M 10M 11M 12M 13M 14M 16M  
There are 12 tents in this group, as numbered above

Rental Fee \$10
--------------------

**Tent Name:** Mosaic Tent  
**Sleeps:** 2 people with gear, 3 people without gear  
**Description:** Blue tent  
One door  
Fly does not cover the door or back window  
No vestibule  
Requires 6-10 pegs

**Dimensions:** 5' X 7'6" Floor size, 3'9" Height

**Weight:** 7lbs 11 oz

**NOTE:** The floor of this tent is plastic.  
Door zippers are fragile, please use care  
This tent is great to use indoors with younger girls





**Tent # 12**

Rental Fee \$10
--------------------

**Tent Name:** Eureka Haida Loft  
**Sleeps:** 2 adults or 3 girls with gear  
**Description:** Orange and blue tent  
 Two doors  
 Fly covers the whole tent  
 Two vestibules  
 Requires 8-14 pegs  
**Dimensions:** 5' X 7'6" Floor size, 3'9" Height

**Weight:** 7lbs 11 oz

**NOTE:** This tent has been leaky during heavy and lengthy rains but okay in a sprinkle. The zipper on the windows has been sticky. You may need to recoat it in wax and teach your girls to be extra gentle.

**Tent # 13**

Rental Fee \$10
--------------------

**Tent Name:** Eureka Haida Loft  
**Sleeps:** 2 adults or 3 girls with gear  
**Description:** Orange and blue tent  
 Two doors  
 Fly covers the whole tent  
 Two vestibules  
 Requires 8-14 pegs  
**Dimensions:** 5' X 7'6" Floor size, 3'9" Height

**Weight:** 7lbs 11 oz

**NOTE:** This tent has been leaky during heavy and lengthy rains but okay in a sprinkle.



**Tent # 10**

**Tent Name:** Eureka Haida TDV  
**Sleeps:** 2 people with gear, 3 people without gear  
**Description:** Orange and blue tent  
Two doors  
Fly does not cover the doors  
No vestibule  
Requires 6-10 pegs  
**Dimensions:** 5' X 7'6" Floor size, 3'9" Height  
**Weight:** 7lbs 11 oz  
**NOTE:** This tent has been treated for mold. It was put away wet. There is no smell or mold, nor is there any concern for allergies. What is uncertain at this time is the level of waterproofness. This tent is best for dry weather and winter camping.

Rental Fee \$10
--------------------

**Tent # 11**

**Tent Name:** Eureka Haida TDV  
**Sleeps:** 2 people with gear, 3 people without gear  
**Description:** Orange and blue tent  
Two doors  
Fly does not cover the doors  
No vestibule  
Requires 6-10 pegs  
**Dimensions:** 5' X 7'6" Floor size, 3'9" Height  
**Weight:** 7lbs 11 oz  
**NOTE:**

Rental Fee \$10
--------------------



SMALL GROUP TENTS

**Tent # 4**

**Tent Name:** North Face Rock 23  
**Sleeps:** 2 person  
**Description:** White tent with green accents  
Two doors  
Fly covers the whole tent  
Two vestibules  
Requires 6-14 pegs  
**Dimensions:** 4'5 X 6;7" Height 4'3"  
**Weight:** 6lb, 7oz  
**NOTE:**

Rental Fee \$10
--------------------

SMALL GROUP TENTS



**Tent # 8**

**Tent Name:** Eureka Mountain Pass 3XTC  
**Sleeps:** 3 with gear stored in vestibule  
**Description:** White tent, black accents, green fly  
One door  
Fly covers the whole tent  
One vestibule  
Requires 9-18 pegs  
**Dimensions:** 4'5 X 6;5" Height 4'2"  
**Weight:** 7lb, 15oz  
**NOTE:**

Rental Fee \$10
--------------------

**Tent # 9**

**Tent Name:** Eureka Mountain Pass 3XTC  
**Sleeps:** 3 with gear stored in vestibule  
**Description:** White tent, black accents, green fly  
One door  
Fly covers the whole tent  
One vestibule  
Requires 9-18 pegs  
**Dimensions:** 4'5 X 6;5" Height 4'2"  
**Weight:** 7lb, 15oz  
**NOTE:**

Rental Fee \$10
--------------------

SMALL GROUP TENTS



# Adventure Camping

These tents may only be used for adventure camping, including backpacking, canoe tripping, kayak tripping, cycle touring, etc.

They have been purchased with this specific and advanced use in mind.

They may be used in winter – though they are not designed for heavy snow load.

Helpful hints:

- A 20L green compression sac has been included in each tent bag. When you need to pack the tent smaller to fit into your backpack or other tight space, stuff the tent, fly, and foot print into the compression sac and cinch down. Pack the poles and pegs separately.
- Take care not to lose any of the tent bags or compression sacs, especially if you are not using them on your trip. Store them safely until your return.
- Feel free to split the parts of the tent among several girls to distribute the weight.
- All these tents come with a foot print. Use this foot print under the tent for added protection from sharp items. You should still exercise care when choosing where to set up your tent.
- All these tents come with a gear loft. This is a small piece of mesh on the inside of the tent up near the top. Only put light weight items here! No heavy flashlights!
- If you need a smaller two person tent, your first choice should be the NorthFace Rock 23 Tent #4 (see small tent camping)

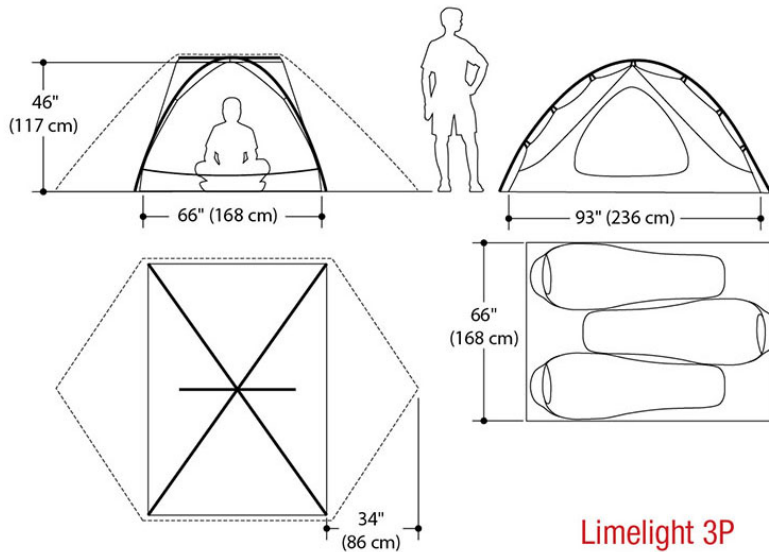
**Tent #** L3-1, L3-2, L3-3 - 3 tents total

Rental Fee \$10
--------------------

**Tent Name:** Marmot Limelight 3P  
**Sleeps:** 3 person  
**Description:** Orange and grey fly, yellow and white tent body  
Two doors  
Two vestibules (total size 10 sq ft)  
Fly reaches to ground level  
Requires 12 pegs  
**Dimensions:** 117 x 168 x 236 cm (floor area 42.6 sq ft)  
**Weight:** 6 lb 11 oz  
**Foot Print:** A foot print has been provided. It fits under the tent to protect the floor.  
**NOTE:** This is a brand new \$350 tent! Please take care.

**Video:** Watch these videos about the tent and how to set it up  
<https://www.youtube.com/watch?v=bhCAxDfsHm8>  
<https://www.youtube.com/watch?v=7N6RYF82nS4>

ADVENTURE CAMPING



Updated: April 15, 2015

**Tent #** L4-1, L4-2

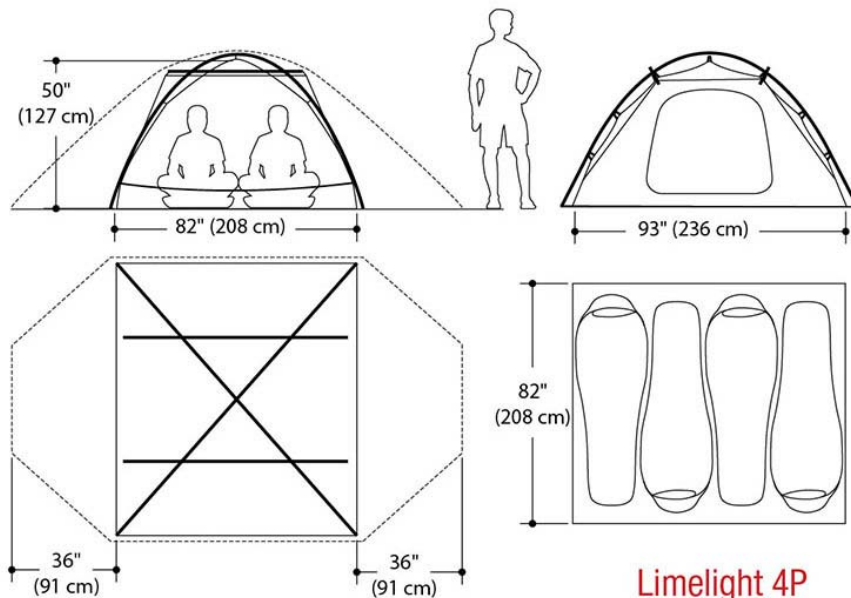
- 2 tents total

Rental Fee \$10
--------------------

**Tent Name:** Marmot Limelight 4P  
**Sleeps:** 4 person  
**Description:** Orange and grey fly, yellow and white tent body  
Two doors  
Two vestibules (total size 16.5 sq ft)  
Fly reaches to ground level  
Requires 14 pegs  
**Dimensions:** 127 X 208 X 236 cm (floor area 53 sq ft)  
**Weight:** 9 lb 0.5 oz  
**Foot Print:** A foot print has been provided. It fits under the tent to protect the floor.  
**NOTE:** This is a brand new \$400 tent! Please take care.

**Video:** Watch these videos about the tent and how to set it up  
<https://www.youtube.com/watch?v=fPC-BKuhH8U>  
<https://www.youtube.com/watch?v=FqVXe2OsmqA>

ADVENTURE CAMPING



Updated: April 15, 2015